








LEVEL 2 ADDITIONAL MATHEMATICS 9550-01

All Candidates' performance across questions

 Question Title	 N	 Mean	 S D	 Max Mark	 F F	 Attempt %
1	2934	5.7	2.4	8	71.6	98.7
2	2946	4.5	1.1	5	89.2	99.1
3	2900	3.3	1.2	4	82.3	97.5
4	2824	2.9	1.8	5	57.8	95
5	2865	5	3	8	62.2	96.4
6	2904	3.4	2.4	7	48.1	97.7
7	2885	6.2	3.3	10	61.6	97
8	2625	3.7	2.4	7	53.5	88.3
9	2804	2	1.8	5	39.4	94.3
10	2885	6.2	2.6	8	77.7	97
11	2841	2	1.8	5	40.7	95.6
12	2887	8.5	3.3	11	77.6	97.1
13	2627	3.5	2.3	6	58.7	88.4
14	2556	2.4	1.7	4	59.2	86
15	2776	4.5	2.4	7	63.6	93.4

